

# User Manual



## Foxit PDF IFilter 1.0

For Windows SharePoint Services 3.0



© 2012 Foxit Corporation. All rights reserved.



**Microsoft** Partner

Silver Independent Software Vendor (ISV)

Copyright © 2012 Foxit Corporation. All Rights Reserved.

No part of this document can be reproduced, transferred, distributed or stored in any format without the prior written permission of Foxit.

Anti-Grain Geometry -Version 2.3

Copyright (C) 2002-2005 Maxim Shemanarev (<http://www.antigrain.com>) Permission to copy, use, modify, sell and distribute this software is granted provided this copyright notice appears in all copies. This software is provided "as is" without express or implied warranty, and with no claim as to its suitability for any purpose.

# Contents

<b>FOXIT CORPORATION LICENSE AGREEMENT.....</b>	<b>4</b>
<b>Overview .....</b>	<b>12</b>
Why PDF IFilter? .....	12
Why Foxit PDF IFilter? .....	12
How Foxit PDF IFilter works?.....	13
Key benefits .....	13
<b>Getting Started.....</b>	<b>14</b>
System requirements.....	14
Installing Foxit PDF IFilter .....	14
Updating Foxit PDF IFilter.....	17
Uninstalling Foxit PDF IFilter.....	17
<b>Working with Foxit PDF IFilter .....</b>	<b>19</b>
Uploading PDFs.....	19
Searching PDFs .....	20
More Help.....	22
<b>Additional Information .....</b>	<b>23</b>
Microsoft Developer Support.....	23
Language Support.....	23
<b>FAQ.....</b>	<b>24</b>
<b>Contact Us .....</b>	<b>26</b>

# FOXIT CORPORATION LICENSE AGREEMENT

## FOR FOXIT PDF IFILTER

---

**IMPORTANT-READ CAREFULLY:** This Foxit Corporation ("Foxit") License Agreement ("License" or "Agreement") is a legal agreement between You (either an individual or an entity, who will be referred to in this License as "You" or "Your") and Foxit for the use of Foxit PDF IFilter, and which may include associated media, printed materials, and other components and software modules including but not limited to drivers ("Product"). The Product also includes any software updates and upgrades that Foxit may provide to You or make available to You, or that You obtain after the date You obtain Your initial copy of the Product, to the extent that such items are not accompanied by a separate license agreement or terms of use. BY INSTALLING, COPYING, DOWNLOADING, ACCESSING OR OTHERWISE USING THE PRODUCT, YOU AGREE TO BE BOUND BY THE TERMS OF THIS FOXIT LICENSE AGREEMENT. IF YOU DO NOT AGREE TO THE TERMS OF THIS AGREEMENT YOU HAVE NO RIGHTS TO THE PRODUCT AND SHOULD NOT INSTALL, COPY, DOWNLOAD, ACCESS OR USE THE PRODUCT.

The Product is protected by copyright laws as well as other intellectual property laws. The Product is licensed and not sold.

1. **GRANT OF LICENSE.** Foxit grants You a non-exclusive, nontransferable license to install and use the Product subject to all the terms and conditions set forth here within.

1.1. **Single-Use Perpetual License.** You may permit a single authorized end user to install the Product on a single computer for use by that end user only. Remote access is not permitted without the express written consent of Foxit.

1.2. **Single-Use Term License.** Same usage terms as the Single-Use Perpetual License. The period of use is limited to a fixed duration at which the time the Product must be deinstalled from the computer unless the license is renewed for an additional period of time.

2. **ADDITIONAL LIMITATIONS.** You may not reverse engineer, decompile, or disassemble the Product, except and only to the extent that it is expressly permitted by applicable law notwithstanding this limitation. You may not rent, lease, lend or transfer the Product, or host the Product for third parties. The

Product is licensed as a single integral product; its component parts may not be separated for use on more than one computer. The Product may include copy protection technology to prevent the unauthorized copying of the Product or may require original media for use of the Product on the computer. It is illegal to make unauthorized copies of the Product or to circumvent any copy protection technology included in the Product. The software may not be resold either by You or a third party customer without the prior written permission of Foxit. All rights not expressly granted to You are retained by Foxit.

2.1. **Third Party Software.** The Product may contain third party software that Foxit can grant sublicense to use and which is also protected by copyright law and other applicable laws.

3. **EDUCATIONAL USE.** If the Product You have received with this Agreement is an Educational Software Bundle (where the Product is received by virtue of Your participation in a Foxit program designed for educational or research institutions, or is provided by Foxit to You under some other arrangement), You are not entitled to use the Product unless You are an employee or student of such educational institution. Educational Software Products may be used for educational and research purposes only. Commercial and general production use of Educational Software Products are specifically prohibited. The Product is provided under a Single-Use Term License as described above. You may install one copy of the Product on one desktop computer in a designated computer used for educational purposes under Your license agreement. Your Educational license is granted for a period of one year, unless stated otherwise, from when the Product license keys are made available to You. Your Educational license entitles You to email and telephone support for up to two designated employees and product upgrades during the term of Your license. You grant Foxit the right to use material created under such license for marketing and advertising purposes.

4. **SUPPORT AND MAINTENANCE TERMS AND CONDITIONS.**

4.1. **Term of Maintenance.** Foxit agrees to provide Maintenance (as defined herein) to You pursuant to the terms and conditions set forth herein provided that You pay the Maintenance Fee for each Product for which Maintenance is desired and as further described in Section 4.4 below. Maintenance will be provided for a period of one year, unless otherwise agreed to by the parties in writing, from the date of purchase of the Product (the "Initial Support and Maintenance Term"), and with renewals, annually from the expiration date of the prior Support and Maintenance Term. Failure to renew annual maintenance may result in You having to purchase a new license in order to receive future versions of software

and associated ongoing support and maintenance.

4.2. **Maintenance Services.** In exchange for the Maintenance Fee, Foxit agrees to provide to You during the term of this Agreement support and maintenance (collectively "Maintenance") as follows:

4.2.1. **Support:** Foxit will provide email and telephone support to You for current versions of the Product. Foxit will investigate all of Your questions and problems promptly. You agree to provide adequate information to Foxit to assist in the investigation and to confirm that any problems have been resolved. Foxit does not provide guaranteed response time but will make good faith effort to answer emails and voice mails within twenty-four (24) hours or less during weekdays, excluding holidays.

4.2.2. **Maintenance:** Foxit will supply to You, at no additional charge, any improvements, upgrades, or modifications to the Product that Foxit makes generally available. Any such improvements, upgrades, or modifications shall become part of the Product for all purposes of this Agreement.

4.2.3. **You acknowledge** and agree that the Maintenance to be provided by Foxit hereunder is limited to the most current version of the Product and the immediately preceding version.

4.3. **Exclusions.** Foxit's obligation to provide Support is contingent upon proper use of the Product and full compliance with this Agreement. Moreover, Foxit shall be under no obligation to provide Support should such services be required due to (a) failure to operate the Product within the systems requirements provided for the Product (b) any modification or attempted modification of the Product by You or any third party or (C) Your failure or refusal to implement Product changes recommended by.

4.4. **Consideration.** In payment of the Maintenance services to be provided by Foxit hereunder, You shall pay Foxit, or its authorized agent, the applicable fee for the Initial Support and Maintenance Term as indicated on the related invoice, receipt, purchase order, or other ordering document ("Maintenance Fee"). At the end of the Initial Support and Maintenance Term, or any subsequent Support and Maintenance Term, You may renew participation in Maintenance services for additional annual term(s) provided You (a) are current on all payments due to Foxit and (b) pay Foxit, or its authorized agent, the applicable renewal fee, which Foxit, or its authorized agent, shall invoice prior to the end of the preceding term, unless terminated by You at least 30 days prior to the expiration of the then current Support and Maintenance Term. The Maintenance Fee for renewal shall be equal to the Maintenance Fee for the immediate preceding annual term plus an

increase by a percentage not to exceed the Consumer Price Index (CPI), as published by the U.S. Department of Labor. In addition, Maintenance shall be discontinued for any and all subsequent Support and Maintenance Terms for which You fail to pay Foxit the invoice within ten (10) days after the prior Maintenance expiration date.

4.5. **Exceptions.** For use of the Product or a Beta Software Product, only the Maintenance Services and Exclusions paragraphs of this section apply. For use of the Product under Educational Use terms, the Maintenance Services and Exclusion paragraphs apply as long as You pay for the maintenance period defined under Your Single-Use Term License.

5. **PAYMENT TERMS.** Unless explicitly set forth in this Agreement, all fees and other amounts due under this Agreement are non-cancelable and non-refundable. Unless otherwise agreed to by the parties, You shall pay all fees or amounts within 30 days of the date of the invoice. A late fee shall be charged on any overdue amounts and any other fees and expenses not paid as provided under this Agreement at the rate of one and one-half percent (1½%) per month, or the highest rate allowable under applicable law, whichever is less, commencing with the date payment was due.

6. **TAXES.** The fees and all other amounts due as set forth in this Agreement are net amounts to be received by Foxit, exclusive of all taxes, duties, and assessments, including without limitation all sales, withholding, VAT, excise, ad valorem, and use taxes (collectively, the "Taxes"), and are not subject to offset or reduction because of any Taxes incurred by You or otherwise due as a result of this Agreement. You shall be responsible for and shall pay directly, any and all Taxes relating to the performance of this Agreement, provided that this paragraph shall not apply to taxes based solely on Foxit's income.

7. **CONSENT TO USE OF DATA.** If Foxit provides any support services to You, You agree that Foxit and its affiliates may collect and use all information You provide as a part of any such support services related to the Product. Foxit agrees not to use this information in a form that personally identifies You.

8. **INTELLECTUAL PROPERTY RIGHTS.** Subject to the license grant hereunder, all right, title and interest in and to the Product, the accompanying printed materials, and any copies of the Product are owned by Foxit and its licensors.

9. **EXPORT RESTRICTIONS.** You acknowledge that Product is of U.S. origin. You agree to comply with all applicable foreign, federal, state and local laws and regulations governing Your use of the Product. Without limiting the foregoing, in the event that this Agreement permits export of the Product outside the U.S., You

shall be solely responsible for compliance with all applicable U.S. export laws, rules, and regulations. The Product is subject to the U.S. Export Administration Regulations and other U.S. law, and may not be exported or re-exported to certain countries (currently Cuba, Iran, Libya, North Korea, Sudan and Syria) or to persons or entities prohibited from receiving U.S. exports (including those (a) on the Bureau of Industry and Security Denied Parties List or Entity List, (b) on the Office of Foreign Assets Control list of Specially Designated Nationals and Blocked Persons, and (c) involved with missile technology or nuclear, chemical or biological weapons).

## 10. **WARRANTY**

10.1. **Warranty.** Foxit warrants that for a period of 90 days from the date of delivery ("Warranty Period"), under normal use, the Product will perform substantially in conformance with the specifications published in the Documentation. During such period, and as the sole obligation of Foxit and Your sole remedy under the warranty in this Section, if You provide written notice of Foxit's failure to comply with the above warranty, Foxit will use reasonable commercial efforts to correct such nonconformity in the Product as in accordance with the terms of the Maintenance and Support Policy. In addition, if Foxit determines it is not commercially reasonable to correct the nonconformity, Foxit may elect to terminate the license to such Product, upon which termination Licensee will promptly return to Foxit all such copies of such Product. Upon receipt of the Product from Licensee, Foxit will return to Licensee all license fees (and any unused support fees) paid to Foxit by You for such Product. This warranty set forth above does not apply to, and Foxit shall have no obligation with respect to, any non-conformity arising as a result of (i) use of the Product other than as specified under this Agreement and the related Documentation; (ii) any modification or alteration of the Product performed other than by Foxit or its agents, or (iii) transfer of the Product to any computer system other than the ones on which Product is authorized to be stalled, except as permitted in this Agreement.

10.2. **Disclaimer.** Other than the warranty set forth in Section 10.1 above, and to the maximum extent permitted by applicable law, Foxit, its authorized resellers and their subsidiaries provides the Product and any support services related to the Product ("Support Services") AS IS AND WITH ALL FAULTS, and hereby disclaim all other warranties and conditions, either express, implied or statutory, including, but not limited to, any implied warranties, duties or conditions of merchantability, of fitness for a particular purpose, of accuracy or completeness of responses, of results, of workmanlike effort, of lack of viruses, and of lack of negligence, all with

regard to the Product, and the provision of or failure to provide support services.

11. LIMIT OF LIABILITY AND EXCLUSION OF INCIDENTAL, CONSEQUENTIAL AND CERTAIN OTHER DAMAGES. TO THE MAXIMUM EXTENT PERMITTED BY APPLICABLE LAW, IN NO EVENT SHALL FOXIT, ITS AUTHORIZED RESELLERS OR THEIR SUBSIDIARIES BE LIABLE FOR ANY SPECIAL, INCIDENTAL, INDIRECT, PUNITIVE OR CONSEQUENTIAL DAMAGES WHATSOEVER (INCLUDING, BUT NOT LIMITED TO, DAMAGES FOR LOSS OF PROFITS OR CONFIDENTIAL OR OTHER INFORMATION, FOR BUSINESS INTERRUPTION, FOR PERSONAL INJURY, FOR LOSS OF PRIVACY, FOR FAILURE TO MEET ANY DUTY INCLUDING OF GOOD FAITH OR OF REASONABLE CARE, FOR NEGLIGENCE, AND FOR ANY OTHER PECUNIARY OR OTHER LOSS WHATSOEVER) ARISING OUT OF OR IN ANY WAY RELATED TO THE USE OF OR INABILITY TO USE THE PRODUCT, THE PROVISION OF OR FAILURE TO PROVIDE SUPPORT SERVICES, OR OTHERWISE UNDER OR IN CONNECTION WITH ANY PROVISION OF THIS LICENSE, EVEN IN THE EVENT OF THE FAULT, TORT (INCLUDING NEGLIGENCE), STRICT LIABILITY, BREACH OF CONTRACT OR BREACH OF WARRANTY OF FOXIT, EVEN IF FOXIT HAS BEEN ADVISED OF THE POSSIBILITY OF SUCH DAMAGES.

11.1. **LIMITATION OF LIABILITY AND REMEDIES.** Notwithstanding any damages that You might incur for any reason whatsoever (including, without limitation, all damages referenced above and all direct or general damages), the entire liability of Foxit, its resellers and their subsidiaries under any provision of this License and Your exclusive remedy for all of the foregoing shall be limited to the amount actually paid by You for the Product. The foregoing limitations, exclusions and disclaimers shall apply to the maximum extent permitted by applicable law, even if any remedy fails its essential purpose.

11.2. **NOTICE TO U.S. GOVERNMENT END USERS**

11.3. **For contracts with agencies of the Department of Defense, the Government's rights in:** (1) commercial computer software and commercial computer software documentation shall be governed, pursuant to 48 C.F.R. 227.7201 through 227.7202-4, by Foxit's standard commercial license(s) for the respective product(s); (2) software and software documentation other than commercial computer software and commercial computer software documentation shall be governed by 48 C.F.R. 252.227-7014; (3) technical data for commercial items other than software or software documentation shall be governed by 48 C.F.R. 252.227-7015(b); and (4) technical data for non-commercial items other than software or software documentation shall be governed by 48 C.F.R. 252.227-7013.

11.4. **For contracts with U.S. Government agencies other than the Department of**

**Defense agencies, the Government's rights in:** (1) commercial computer software and commercial computer software documentation shall be governed, pursuant to 48 C.F.R. 2.101 and 12.212, by Foxit's standard commercial license(s) for the respective product(s); (2) software and software documentation other than commercial computer software and commercial computer software documentation shall be governed by 48 C.F.R. 52.227-14, Alternative III; and (3) technical data other than software and software documentation shall be governed by 48 C.F.R. 52.227-14 including, where applicable Alternatives I or II.

12. **GENERAL.** This Agreement will be governed by and construed in accordance with the laws of the State of California excluding that body of laws known as conflicts of law. The United Nations Convention on Contracts for the International Sale of Goods will not apply. Any legal action or proceeding arising under this Agreement will be brought exclusively in the federal or state courts located in San Jose, California and the parties hereby irrevocably consent to the personal jurisdiction and venue therein. You may not assign this Agreement or any right or interest hereunder, by operation of law or otherwise, without Foxit's express prior written consent. Any attempt to assign this Agreement, without such consent, will be null and of no effect. Subject to the foregoing, this Agreement will bind and inure to the benefit of each party's successors and permitted assigns. Except as expressly set forth in this Agreement, the exercise by either party of any of its remedies under this Agreement will be without prejudice to its other remedies under this Agreement or otherwise. If for any reason a court of competent jurisdiction finds any provision of this Agreement invalid or unenforceable, that provision of the Agreement will be enforced to the maximum extent permissible and the other provisions of this Agreement will remain in full force and effect. All notices or approvals required or permitted under this Agreement will be in writing and delivered by confirmed facsimile transmission, by overnight delivery services, or by certified mail, and in each instance will be deemed given upon receipt. All notices or approvals will be sent to the addresses set forth in the applicable ordering document or invoice or to such other address as may be specified by either party to the other in accordance with this section. Neither party will be responsible for any failure or delay in its performance under this Agreement (except for any payment obligations) due to causes beyond its reasonable control, including, but not limited to, labor disputes, strikes, lockouts, shortages of or inability to obtain labor, energy or supplies, war, terrorism, riot, or acts of God. The failure by either party to enforce any provision of this Agreement will not constitute a waiver of future enforcement of that or any

other provision. This Agreement, including Foxit's support and maintenance services terms constitutes the entire and exclusive agreement between the parties concerning its subject matter and supersedes all prior written and oral understandings and agreements between the parties regarding its subject matter. The terms and conditions contained in any customer purchase order or other ordering document that are inconsistent with or in addition to the terms and conditions of this Agreement are hereby rejected by Foxit and will be deemed null and of no effect.

13. **COMPLIANCE WITH LICENSES.** If You are a business, company or organization, You agree that upon request from Foxit or its authorized representative You will within thirty (30) days fully document and certify that use of any and all Foxit Products at the time of the request is in conformity with Your valid licenses from Foxit.

14. **DISCONTINUING OR MODIFYING SERVICES.** You acknowledge that Foxit has the right to discontinue the manufacture and development of any of the Product and the support for that Product, in its sole discretion at any time, including the distribution of older Product versions, provided that Foxit agrees not to discontinue the support for that Product during the current annual term of this Agreement, subject to the termination provisions herein. Notwithstanding the foregoing, if Foxit discontinues the manufacture and support for a particular Product, Support for any remaining Products covered by this Agreement shall not be adversely affected. Foxit reserves the right to alter the Support, in its sole discretion but in no event shall such alterations result in: (a) diminished support from the level of support set forth herein; (b) materially diminished obligations for Foxit; or (c) Your materially diminished rights.

15. Should You have any questions concerning this License, or if You desire to contact Foxit for any reason, please call (510) 438-9090.

# Overview

Welcome to Foxit PDF IFilter 1.0 -- a professional tool that helps you to index PDF files.

Foxit PDF IFilter is an application designed to help users index a large amount of PDF documents and then quickly find text within these documents. The PDF documents can not only be files, but also email attachments or database records.

Foxit PDF IFilter supports PDF 1.7 specification and can be used in many Microsoft search engines, such as Windows Indexing Service, MSN Desktop Search, Internet Information Server, SharePoint Portal Server, Windows SharePoint Services (WSS), Site Server, Exchange Server, SQL Server and all other products based on Microsoft Search technology. With Foxit PDF IFilter, all these search engines can find PDF files with ease.

## Why PDF IFilter?

PDF IFilter is necessary for several reasons listed below:

- Microsoft creates and maintains office file formats, such as .doc, .xls, .ppt, etc. However, many other file formats are created and maintained by other companies. For example, PDF was created by Adobe.
- With the advantages of security, reliability and accessibility, PDF is now being used by more and more people all over the world.
- PDF IFilter is a plug-in that allows Microsoft search engines to index PDF files so that they become searchable. Without an appropriate PDF IFilter, contents of a PDF file cannot be indexed.

## Why Foxit PDF IFilter?

Foxit PDF IFilter is favored by a large number of government organizations and well-known companies because of the following reasons:

- Foxit PDF IFilter helps to do a two-stage search – Index and Search, which makes finding information much easier.
- Foxit PDF IFilter supports multi-threading and makes full use of multi-CPU/core in a server.
- Foxit PDF IFilter supports native 64-bit code.
- Smaller and faster than other PDF IFilters.

- Supports Chinese/Japanese/Korean PDF documents.

## **How Foxit PDF IFilter works?**

Foxit PDF IFilter acts as a plug-in for full-text search engines. A search engine usually works in two steps:

Step 1, the search engine goes through a designated place, e.g. a file folder or a database, and indexes all documents or newly modified documents, including PDF documents, in the background and creates internal data to store indexing result.

Step 2, a user specifies some keywords he/she would like to search and the search engine answers the query immediately by looking up the indexing result and responds to the user with all the documents that contains the keywords.

During Step 1, the search engine itself doesn't understand format of a PDF document. Therefore, it looks in windows registry for an appropriate PDF IFilter and finds the Foxit PDF IFilter. Foxit PDF IFilter understands PDF format. It filters out embedded formatting and extracts text from the document and return text back to the search engine. Further information about IFilter specification can be found on the [Microsoft Web site](#).

## **Key benefits**

Here's a list of benefits that Foxit PDF IFilter brings to you:

- Integrates with existing operating systems and tools within your company.
- Provides an easy solution to search within PDF documents located on local computer, local network and intranet.
- Greatly increases your ability to accurately locate information.
- Much smaller and faster than IFilter offered by other vendors.
- Supports Chinese/Japanese/Korean PDF documents.
- Supports native 64-bit code.
- Supports multi-threading and takes full use of multiple-CPU in a server.

# Getting Started

This section provides everything you'll need to know about getting started with Foxit PDF IFilter, including its system requirement, installation and uninstallation.

## System requirements

For the information on the system requirements for Foxit PDF IFilter for Windows Sharepoint Services 3.0, please refer to the system requirements for Windows Sharepoint Services 3.0 at <http://technet.microsoft.com/en-us/windowsserver/sharepoint/bb684454.aspx>.

In addition, the environment must also contain Windows SharePoint Services 3.0.

## Installing Foxit PDF IFilter

Foxit PDF IFilter has two versions respectively for 32-bit Windows and x64 Windows. You can choose one of them to install into your machine according to your system requirements. Before installing Foxit PDF IFilter, please note that Microsoft SharePoint Services 3.0 has been installed successfully.

To install Foxit PDF IFilter 1.0, please do the following:

- 1 Download Foxit PDF IFilter from Foxit Website (<http://www.foxitsoftware.com>) onto the machine where you wish to install it.
- 2 Run the Foxit PDF IFilter 1.0 Setup program to install the IFilter.
- 3 Add the following registry entry, and then set the registry entry value to pdf:

`HKEY_LOCAL_MACHINE\SOFTWARE\Microsoft\Shared Tools\Web Server  
Extensions\12.0\Search\Applications\<GUID>\Gather\Search\Extensions\ExtensionList\3  
8`

Please do the following:

- Click **Start > Run**, type "regedit", and then click **OK**.
- In "Registry Editor" dialog box, locate and then click the following registry subkey:  
`HKEY_LOCAL_MACHINE\SOFTWARE\Microsoft\Shared Tools\Web Server  
Extensions\12.0\Search\Applications\GUID\Gather\Search\Extensions\ExtensionList`
- On the **Edit** menu, point to **New**, and then click **String Value**.

- Type 38, and then press ENTER.
  - Right-click the registry entry that you created, and then click **Modify**.
  - In the **Value data** box, type pdf, and then click **OK**.
- 4 Verify that the following two registry subkeys are present and that they contain the appropriate values.

**Note:** These registry subkeys and the values that they contain are created when you installed the Foxit PDF IFilter on the server.

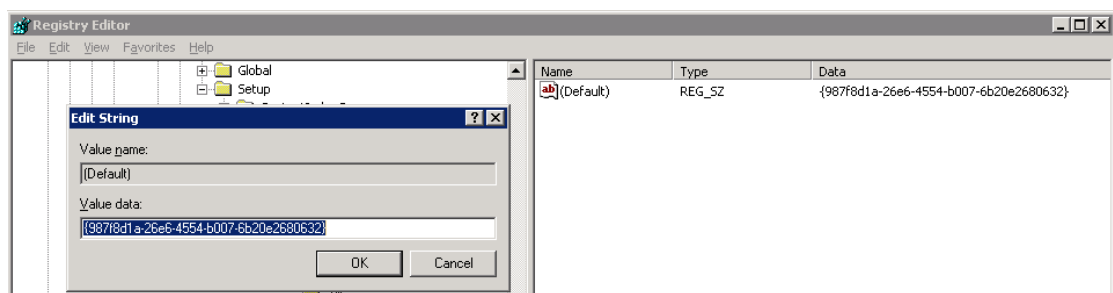
- Locate and click the following registry subkey:  
[HKEY\\_LOCAL\\_MACHINE\SOFTWARE\Microsoft\Shared Tools\Web Server Extensions\12.0\Search\Setup\ContentIndexCommon\Filters\Extension\,.pdf](#)

This registry subkey must contain the following registry entry:

**Name:** Default

**Type:** REG\_SZ

**Data:** {987f8d1a-26e6-4554-b007-6b20e2680632}



- Locate and click the following registry subkey:  
[HKEY\\_LOCAL\\_MACHINE\SOFTWARE\Microsoft\Shared Tools\Web Server Extensions\12.0\Search\Setup\Filters\,.pdf](#)

This registry subkey must contain the following registry entries:

1) **Name:** Default

**Type:** REG\_SZ

**Data:** (value not set)

2) **Name:** Extension

**Type:** REG\_SZ

**Data:** pdf

3) **Name:** FileTypeBucket

**Type:** REG\_DWORD

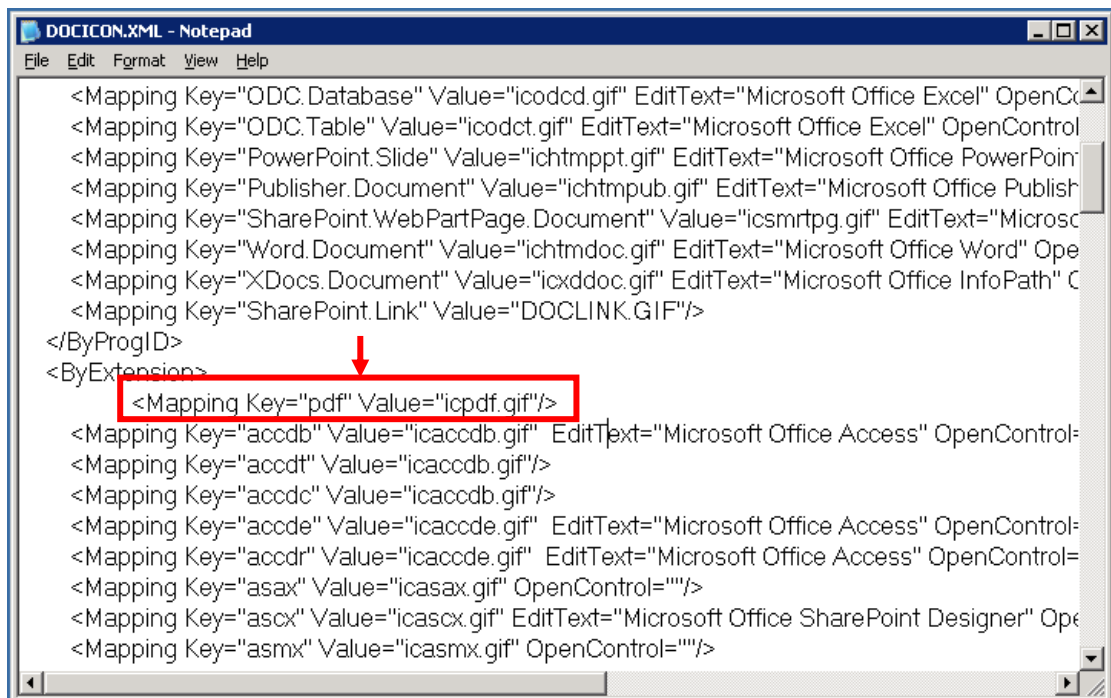
**Data:** 0x00000001 (1)

**4) Name: MimeTypes****Type: REG\_SZ****Data: application/pdf**

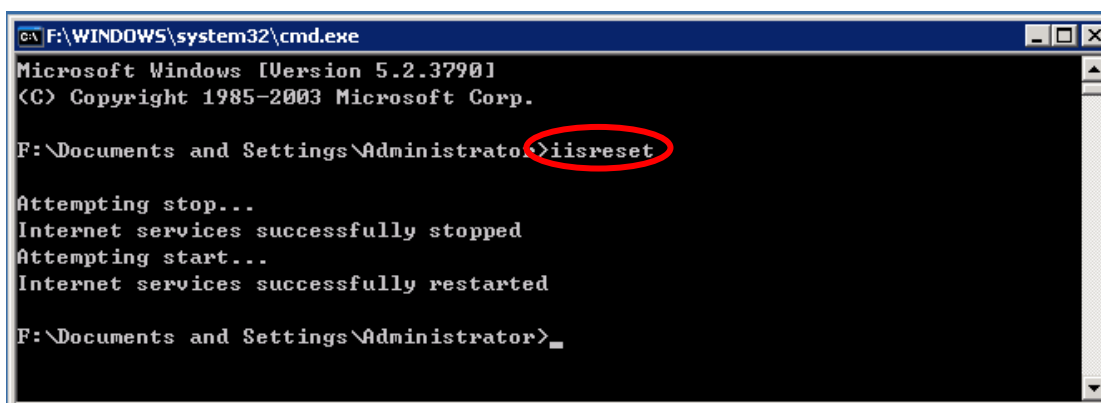
Name	Type	Data
(Default)	REG_SZ	(value not set)
Extension	REG_SZ	pdf
FileTypeBucket	REG_DWORD	0x00000001 (1)
MimeTypes	REG_SZ	application/pdf

- 5 Download PDF icon from <http://www.foxitsoftware.com/pdf/ifilter/icpdf.gif>.
- 6 Copy the downloaded .GIF file to "Drive:\Program Files\Common Files\Microsoft Shared\Web Server Extensions\12\Template\Images".
- 7 Edit the file "Drive:\Program Files\Common Files\Microsoft Shared\Web server extensions\12\Template\Xml\DOCICON.XML":
  - Right-click DOCICON.XML file > click **Open With** > select **Notepad**.
  - Add an entry for the .pdf extension. For example, where ICPDF is the name of the .gif file:

```
<Mapping Key="pdf" Value="icpdf.gif"/>
```



- On the **File** menu, click **Save**, and then quit Notepad.
- 8 Perform an iisreset:
    - Click **Start** > **Run** > type "cmd" in the **Open** line> click **OK** > type "iisreset" at the command prompt > hit **Enter**.



```
C:\WINDOWS\system32\cmd.exe
Microsoft Windows [Version 5.2.3790]
(C) Copyright 1985-2003 Microsoft Corp.

F:\Documents and Settings\Administrator>iisreset

Attempting stop...
Internet services successfully stopped
Attempting start...
Internet services successfully restarted

F:\Documents and Settings\Administrator>
```

- Close the window.

#### Notes:

1. Foxit PDF IFilter appears in the list of programs on the Programs Start Menu after installation.
2. Foxit PDF IFilter has no user interface.
3. The installation package will unzip a language file called `fpdfcjk.bin` into the installation folder, which will help you to index PDF documents containing Chinese/Japanese/Korean characters.

## Updating Foxit PDF IFilter

When updating Foxit PDF IFilter, you need to uninstall the old version of Foxit PDF IFilter to install the new one. You do not have to reboot your machine after update.

Generally speaking, Foxit PDF IFilter consists of a core layer and an installation layer. When you upgrade the installation layer, you do not need to re-do a full crawl. But when you upgrade the core layer, you can decide if you need to rebuild the index on your computer according to the importance of the updates by checking “what’s new” details on Foxit’s official website.

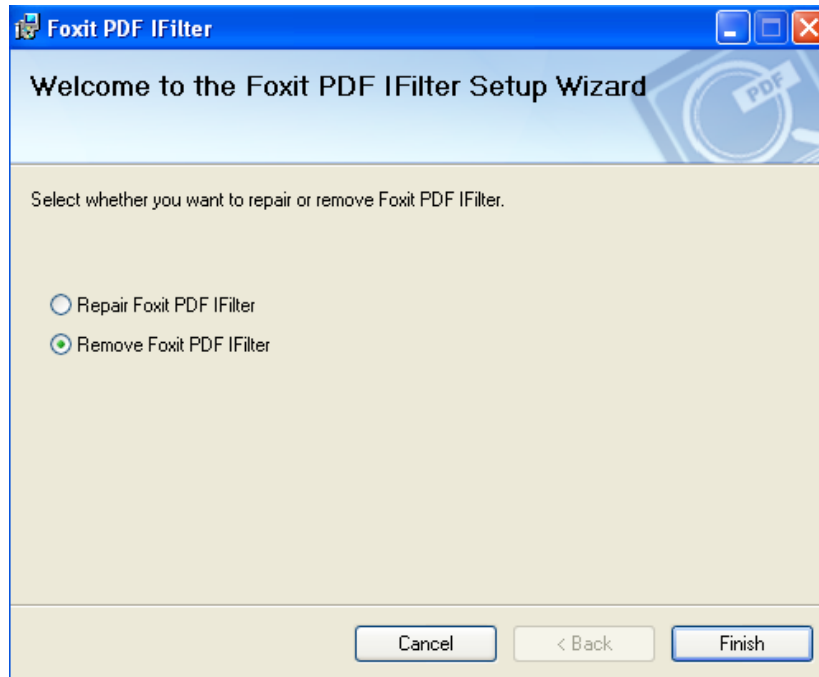
## Uninstalling Foxit PDF IFilter

To uninstall Foxit PDF IFilter, please perform the following:

- Open the Start Menu > Settings > select “Control Panel”.
- Click on the “Add or Remove Programs” tab.
- Click on the “Foxit PDF IFilter” record and then on the “Remove” button to uninstall it.

Or you can double-click the Foxit PDF IFilter.msi setup file that you have used to install Foxit PDF IFilter, and do the following:

- In the Foxit PDF IFilter dialog box, select Remove Foxit PDF IFilter.



- Click the Finish button to uninstall it completely.

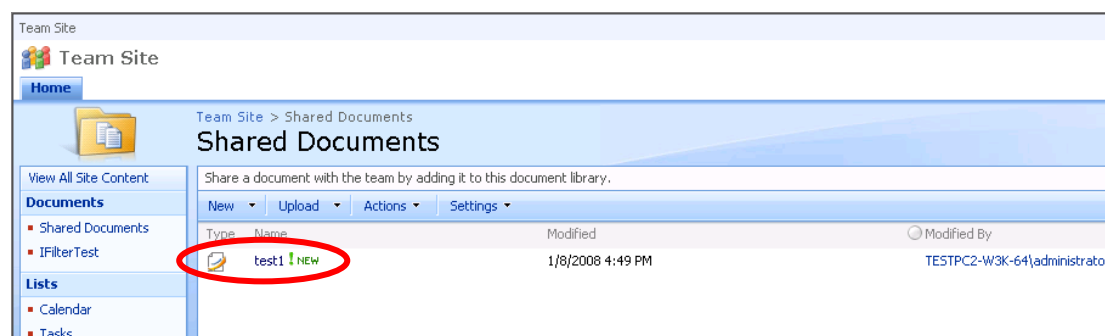
# Working with Foxit PDF IFilter

Foxit PDF IFilter is able to search text in PDF files. After you install Foxit PDF IFilter, you should upload your PDF documents with Windows SharePoint Services (WSS) before you start searching.

## Uploading PDFs

To upload PDF files to Windows SharePoint Services 3.0, please do the following:

1. Open your **Windows SharePoint Services** site and click **Shared Documents**.
2. On the **Upload** menu, please click **Upload Document**.
3. Click the **Browse** button to upload a PDF document and click **OK**. When it has been uploaded, you will be returned to the Documents page where you will see that your PDF file has been uploaded.



### **Uploading a PDF file**

4. Stop and then start the Windows SharePoint Services Search service. Please do the following:
  - Click **Start > Run**, type "cmd", and then click **OK**.
  - Stop the Windows SharePoint Services Search service. To do this, please type "net stop spsearch" at the command prompt, and then press ENTER.
  - Start the Windows SharePoint Services Search service. To do this, please type "net start spsearch" at the command prompt, and then press ENTER.
  - Exit the command prompt.

```

C:\F:\WINDOWS\system32\cmd.exe
Microsoft Windows [Version 5.2.3790]
(C) Copyright 1985-2003 Microsoft Corp.

F:\Documents and Settings\Administrator>net stop spsearch
The Windows SharePoint Services Search service is stopping.
The Windows SharePoint Services Search service was stopped successfully.

F:\Documents and Settings\Administrator>net start spsearch
The Windows SharePoint Services Search service is starting.
The Windows SharePoint Services Search service was started successfully.

F:\Documents and Settings\Administrator>_


```

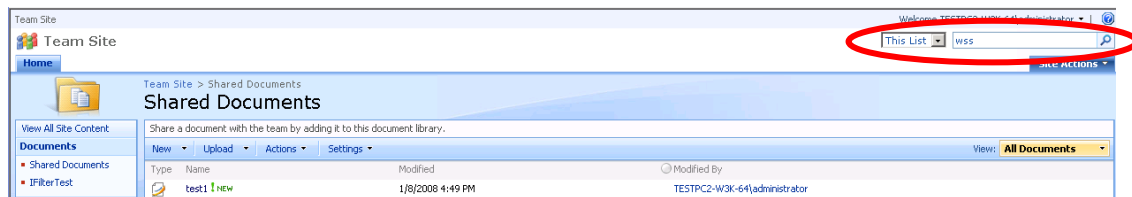
*The command prompt*

## Searching PDFs

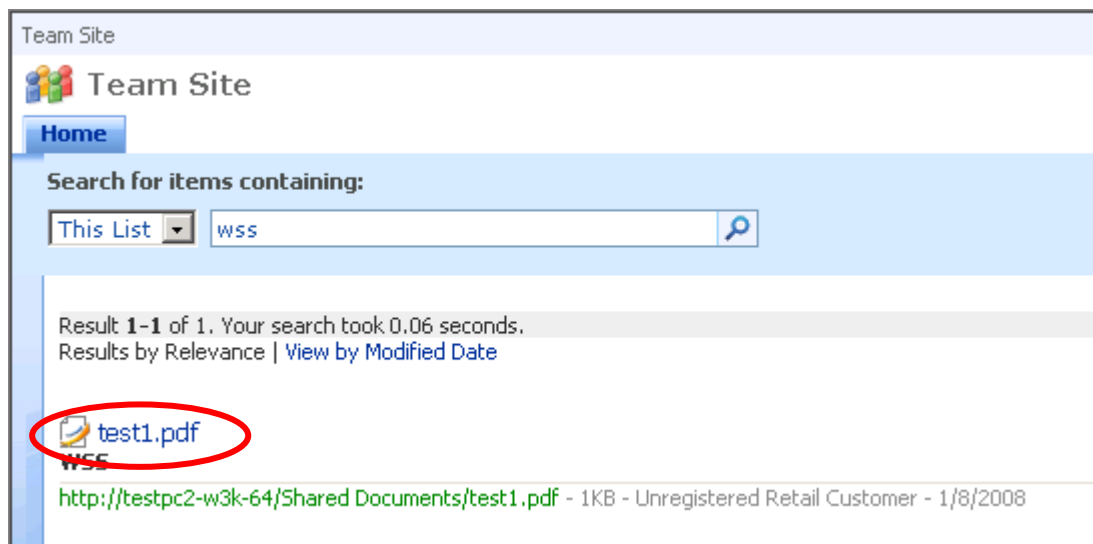
After you finish uploading PDF files, you can start a search to find text within PDF files. Also, you can search PDF document properties, such as author, title, etc.

To start a search, please perform the following:

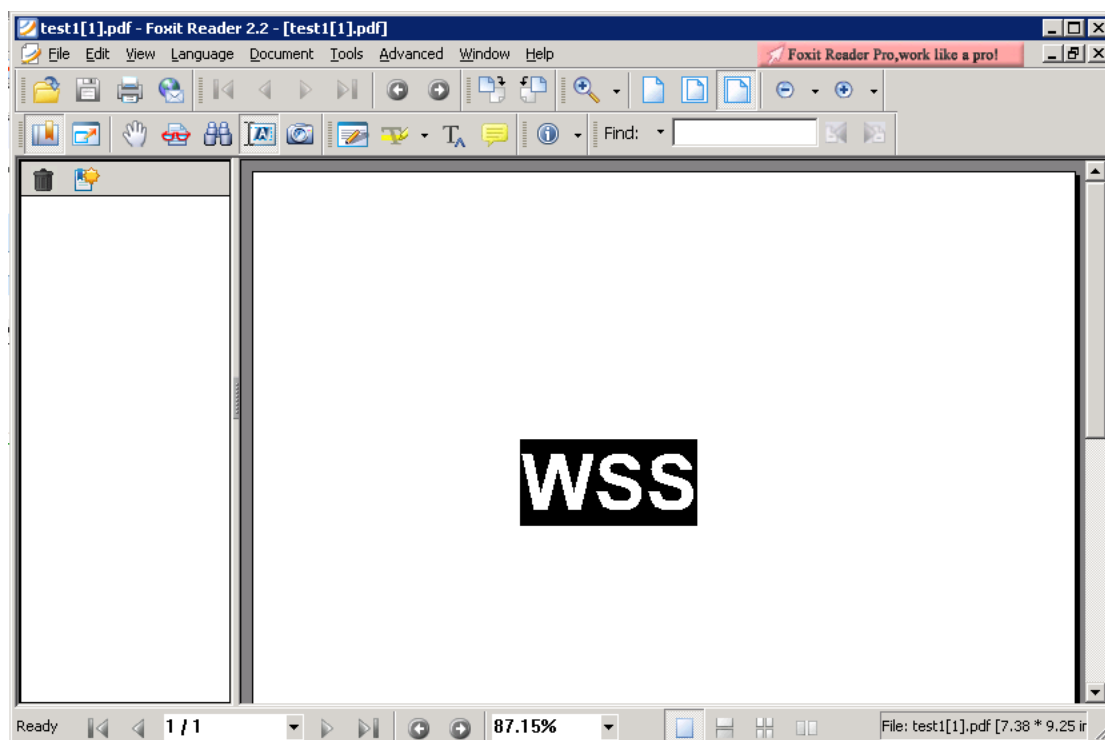
- Go to the **Shared Documents**, please type the text you want to search in the search box > and then click the **Search** button .



- You will see your search results. Click to open one of the PDF files.



Search results



Open one of the search results

**Note:** If the Windows SharePoint Services 3.0 Web site already had PDF documents before you installed the Foxit PDF IFilter on the server, you may have to perform an additional step. After you install and configure the Foxit PDF IFilter on the server, modify a property of the existing PDF documents on the server. For example, modify a metadata property such as the title, or upload the PDF documents to

*the Windows SharePoint Services Web site again. When you do this, the Windows SharePoint Services Search service crawls the existing PDF documents again.*

## **More Help**

For more information on how to work with Windows SharePoint Services (WSS), please refer to Windows SharePoint Services (WSS) Help included in the product.

# Additional Information

## Microsoft Developer Support

Foxit PDF IFilter is a Dynamic Link Library (DLL) file that provides a bridge between a Microsoft indexing client and a library of PDF files. It consists of code that understands the PDF Format as well as code that can interface with the indexing client. When an indexing client needs to index content from PDF files, it will look in its registry for an appropriate DLL and will find the Foxit PDF IFilter. Foxit PDF IFilter will return text to the indexing client. The indexing client will then index the results and return the appropriate results to the user.

## Language Support

This section lists languages supported by Foxit PDF IFilter 1.0.

- German
- French
- Italian
- English
- Spanish
- Portuguese
- Russian
- Chinese (traditional and simplified)
- Korean
- Japanese
- Arab
- Hebrew

# FAQ

## **1. What is Foxit PDF IFilter?**

Foxit PDF IFilter is an application designed to help users index a large amount of PDF documents and then quickly find text within these documents. It acts as a plug-in for full-text search engines that scans documents for text and properties (also called attributes), extracts text from documents, filters out formatting and retaining information about text position, and extracts properties of an entire document.

## **2. Is Foxit PDF IFilter free?**

Foxit PDF IFilter can be used for free on desktop environment. However, users need to purchase licenses when they use Foxit PDF IFilter on server environments.

## **3. I have a computer with one hyper-threading processor inside. Do I need to buy a license for 2 CPUs for the machine?**

We will only count the “real” numbers of processors reported by your system. Please go to Start > Programs > Accessories > System Tools > System Information to check your CPU numbers.

## **4. What is the Foxit PDF IFilter's role in the PDF indexing process and PDF text search?**

Foxit PDF IFilter acts as a plug-in for full-text search engines. A search engine usually works in two steps:

Step 1, the search engine goes through a designated place, e.g. a file folder or a database, and indexes all documents or newly modified documents, including PDF documents, in the background and creates internal data to store the indexing result.

Step 2, a user specifies some keywords he would like to search and the search engine answers the query immediately by looking up the indexing result and responds to the user with all the documents that contain the keywords.

During Step 1, the search engine itself doesn't understand the format of a PDF document. Therefore, it looks in the windows registry for an appropriate PDF IFilter and finds the Foxit PDF IFilter. Foxit PDF IFilter understands the PDF format. It filters out embedded formatting and extracts text from the document and returns text back to the search engine. Further information about IFilter specification can be found on the Microsoft Web site.

## **5. Do I have to remove Adobe PDF IFilter to install Foxit PDF IFilter?**

Yes.

## **6. How to verify the correct installation of Foxit PDF IFilter?**

Firstly, please check if Foxit PDF IFilter appears in the list of programs on the Program Start Menu after installation.

Secondly, you can download IFilter detection tools to inspect IFilter installation information in the registry, e.g. the filtreg.exe program.

Thirdly, install Windows Desktop Search to verify if the text in PDF files can be found.

## **7. How to upgrade Foxit PDF IFilter? Do I need to reboot the machine?**

You need to uninstall the old version of Foxit PDF IFilter to install the new one. You do not have to reboot your machine after update.

## **8. Do I have to rebuild index after updating?**

That depends. Foxit PDF IFilter consists of a core layer and an installation layer. When you upgrade the installation layer, you do not need to re-do a full index. But when you upgrade the core layer, you may need to rebuild index on your computer.

## **9. Why can't I find some PDF files?**

There might be three reasons:

First, Foxit PDF IFilter cannot index password-protected PDF files.

Second, the PDF file doesn't contain searchable text. You can check if there is searchable text in the PDF file by opening it in Foxit Reader and selecting the text with the Select Text tool. Or you can enter into the Text Viewer mode to select text. If neither method highlights any text, it is likely that the PDF contains a source image of text which Foxit PDF IFilter can not index.

Third, the PDF file doesn't contain text that is properly encoded. If the file contains searchable text, yet you cannot find the text with Find Tool in Foxit Reader, then the text may not be properly encoded.

## **10. Why can't Foxit PDF IFilter work after Microsoft updates? Do I have to re-install it?**

If you installed the Foxit PDF IFilter on your search server, the IFilter does not work after you install a Microsoft update. It is because that the upgrade program automatically overwrites the registry value of Foxit PDF IFilter with that of Adobe PDF IFilter.

To make it work again, you must reinstall Foxit PDF IFilter. In this case, you do not have to uninstall IFilter. You can just run the Foxit IFilter MSI program again and select the repair function. In addition, we will contact Microsoft to address this issue shortly.

# Contact Us

Feel free to contact us should you need any information or have any problems with our products. We are always here, ready to serve you better.

- **Office Address:**

Foxit Corporation  
42840 Christy Street. Suite 201  
Fremont CA 94538  
USA

- **Mailing Address:**

Foxit Corporation  
42840 Christy Street. Suite 201  
Fremont CA 94538  
USA

- **Sales:**

1-866-680-3668 (24/7)

- **Support:**

1-866-MYFOXIT or 1-866-693-6948 (24/7)

- **Fax:**

510-405-9288

- **Website:**

[www.foxitsoftware.com](http://www.foxitsoftware.com)

- **E-mail:**

Sales and Information - [sales@foxitsoftware.com](mailto:sales@foxitsoftware.com)

Technical Support - [support@foxitsoftware.com](mailto:support@foxitsoftware.com)

Marketing Service - [marketing@foxitsoftware.com](mailto:marketing@foxitsoftware.com)